



---

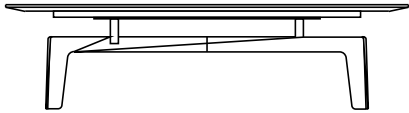
## DESCRIPTION

<b>Typology</b>	Coffee table
<b>Structure</b>	Metal sheet thickness 10 mm, painted
<b>Top</b>	Medium density fiber panel in veneer or marble

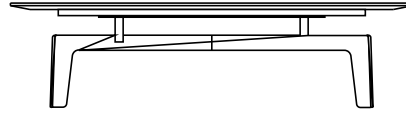
---

## DIMENSIONS

Height mm 300




300  
11 3/4"

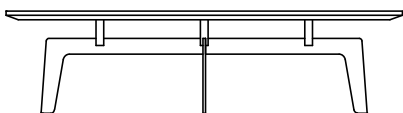


---

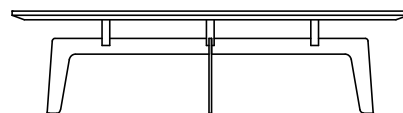
1230  
48 1/2"



1230  
48 1/2"




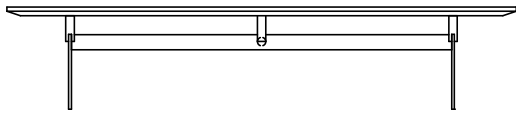
300  
11 3/4"



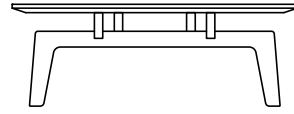
---

Ø 1230  
48 1/2"






300  
11 3/4"



1500  
59"




840  
33"

Height mm 505



505  
20"

Ø 500  
19 3/4"



---

## STRUCTURE FINISHES

### Metal parts




Metal parts

---

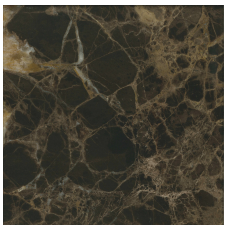
## TOP FINISHES

### Wood




Woods

### Marble



Mat marble



Glossy marble