



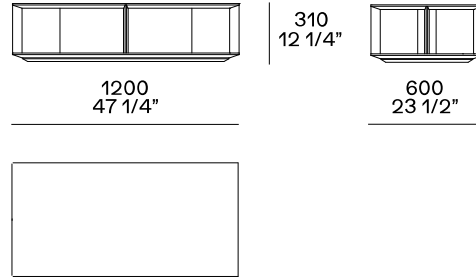
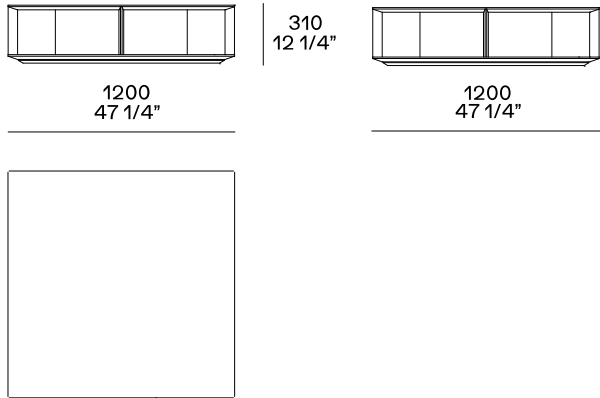
---

## DESCRIPTION

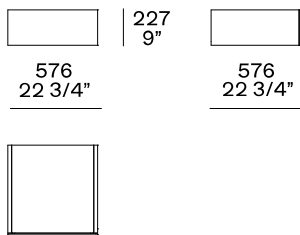
<b>Typology</b>	Coffee table
<b>Structure and base</b>	Medium-density fibre panel veneered
<b>Top</b>	Medium-density fibre panel veneered or marble
<b>Note</b>	Coffee table h475 only if it is placed next to an element of the Westside sofa or next to the coffee table 1300x800mm

## DIMENSIONS

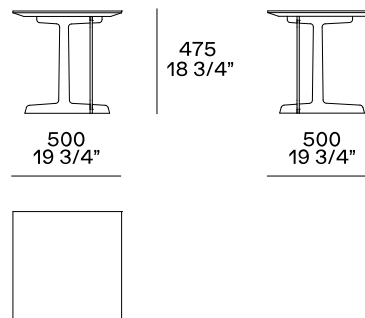
### Wood structure and base



### Optional drawer

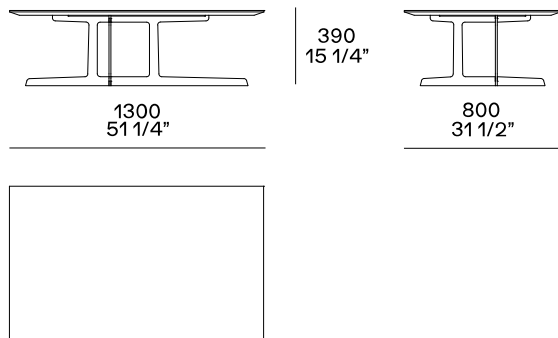


### Metal structure



Available only for coffee table 1200x1200 in the version with black elm top.

To be used only next to a module of the Westside sofa or to the coffee table 51 1/4"x31 1/2".



Spacer kit (to reach coffee table height 17 1/4") needed for combination with a module of the Westside sofa.

## STRUCTURE FINISHES

### Wood



Woods

### Metal parts



Metal parts

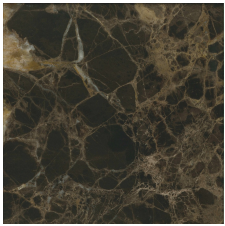
## TOP FINISHES

### Wood



Woods

### Marble



Mat marble



Glossy marble